



RCPIT/Office/2025/66

Date: 23/05/2025

NOTICE

Admissions & Start of Academic Year 2025–26 (Second Year, Third Year, and Final Year B.Tech)

All students who become eligible after results of the Even Semester 2025, are hereby informed that the Academic Session for the year 2025–26 will commence on Monday, July 14, 2025 (subject to eligibility as per the results of the Even Semester 2025)

SCHEDULE SUMMARY

- **Declaration of Even Semester 2025 Results:**
On or before July 5, 2025
- **Admission Process (Steps 1 to 3):**
July 6 – 10, 2025
- **Late Admissions (with Late Fee of Rs. 200 per day):**
July 11 – 13, 2025
- **Commencement of Classes and Practicals:**
July 14, 2025

IMPORTANT NOTES

- **Eligibility for Admission (July 6–10, 2025):**

Only students who become eligible after the declaration of **Even Semester 2025 results** can complete the admission process during this period by following **Steps 1 to 3** as outlined.

- **Admission for the students appearing for Re-Examination:**

A **separate admission schedule** will be announced for students who become eligible after the **Re-Even Semester Examinations**.

- **Parental & Financial Readiness:**

All students and their parents are requested to **plan and manage all academic and financial requirements** such as **academic fee & hostel fee etc.** for AY 2025–26 prior to July 6, 2025.

- **Scholarship Documentation (ST/EBC):**

Scholarship holders of AY 2024-25 belonging to **ST or EBC categories** must obtain a valid **Income Certificate (FY 2024–25, valid through March 2026 issued by Tahasil Office)** to avail scholarship benefits for AY 2025-26.

- **Education Loan Applicants:**

Students who have paid their fees via **Education Loans** in AY 2024-25, must ensure all **bank documentation and approvals** are in place before the start of admission process i.e. **July 6, 2025** for to avail education loan benefits for AY 2025-26.

Step 1: Payment of Tuition and Development Fee

Location: Fee Counter, Admin Office



(1.1) Payment Methods:

- Online via ERP portal: rcpit.mastersofterp.in
- By Demand Draft (DD) in the name of:
"Principal, R. C. Patel Institute of Technology, Shirpur", payable at Shirpur.

(1.2) Fee Details:

- The **total fee** (including **Tuition Fee + Development Fee**) applicable for **AY 2025–26** will remain the **same as paid by the student during AY 2024–25**.

*(For exact fee figures, refer to the attached - Fee Structure Document and follow the **Online Payment Instructions** carefully.)*

(1.3) Scholarship Holders:

- The total fee (Tuition + Development) paid in AY 2024–25 will remain the same for AY 2025–26 for all Scholarship holders.
- **For Students belonging to ST/EBC:** Income Certificate for 2024-25 valid through March 2026 must be **shown to Fee Counter and must be submitted to Department in original**.
- Failure to provide the required Scholarship Documents / Income Certificate at the time of admission will require the student to pay the **full Open Category fee**.

(1.4) Fee Receipt Collection: Collect receipts for all payments made.

(1.5) Admission Form:

- Collect your pre-printed admission form for AY 2025–26.
- Review the pre-filled admission form. Report any errors to the Fee Counter to obtain a corrected form (if any).
- Update any changes in communication details (address, mobile number, email), before submitting to department.
- **Note:** Duplicate admission forms will not be issued. Please handle the form with care.



(1.6) Branch change in SY:

Students who wish to apply for a change of branch (based on merit) must complete Steps 1 to 3 during the scheduled process. Branch change requests will not be considered unless the student has paid the full academic fee for AY 2025–26

Step 2: Payment of Stationery and Examination Fee

(2.1) Payment of Stationery: (Location: Co-op Store)

- **Location:** Students' Co-op Store (Ground Floor, Workshop Building)
- **Amount:** Approximately **Rs. 1000** in cash
- Collect the required stationery and payment receipt.

(2.2) Payment of Examination Fee: (Location: Account Office)

- **Amount:** Rs. 4000 for Odd and Even-Semester Examination (excluding RE-Odd and RE-Even Semester fees) payable in cash.

(2.3) Collect receipts for all cash payments made.

Step 3: Registration and Issuance of Roll Number

Location: Respective Departmental Office

(3.1) **Admission Form:** Carefully read the pre-filled admission form. Report any corrections/mistakes to the Fee Counter to receive a new form.

(3.2) **Completion of Form:** Fill in any remaining blank fields like communication details, sign the form, and show original payment receipts for:

- Tuition and development fee
- Term-work stationery
- Examination fee

(However, do not attach original receipts)



(3.3) **Social Media Connect (Mandatory):**

Students must show that they are connected to RCPIT's official social media channels:

Facebook: www.facebook.com/shirpurrcpit

Instagram: www.instagram.com/rcpitshirpur

LinkedIn: www.linkedin.com/school/rcpitshirpur

YouTube: www.youtube.com/RCPITShirpurOfficial

(3.4) **Verification from Department:**

- Submit the completed admission form.
- Attach scholarship documents (if applicable) and show all receipts to the departmental staff for verification.

(3.4) **Final Registration by Department.:**

Upon successful verification, collect your Enrollment Number, ERP App ID, and Password (if applicable).

Attendance from the first day (July 14, 2025) is compulsory. Failure to attend may result in strict disciplinary action.

Attachments:

1. Fee Structure for AY 2025-26
2. Online Fee Payment Process


Director
R. C. Patel Institute of Technology
Shirpur Dist: Dhule (MS)

FEE STRUCTURE FOR SY, TY & FINAL YEAR B.TECH. (AY 2025-26)

FEE STRUCTURE BASED ON ADMISSION ENTRY IN FY (Entry Level based on HSC / Diploma)

For Boys ADMISSION to FY (Entry Level based on HSC / Diploma)						
Admission to FY (Entry through HSC / Diploma)	Admission Year (Entry Level)	Total Fee (Rs) applicable as per Fee Regulating Authority (Entry Level)	FEE Based on CAP admission & Scholarships (Rs)			
			Open Category	EBC/OBC	SBC/ VJ-DT/ NT/ SC/ ST	TFWS
	2021-22	115000	115000	63980	12959	12959
	2022-23	115000	115000	65000	15000	15000
	2023-24	126500	126500	71500	16500	16500
	2024-25	140000	140000	79131	18261	18261

For Girls ADMISSION to FY (Entry Level based on HSC / Diploma)						
Admission to FY (Entry through HSC / Diploma)	Admission Year (Entry Level)	Total Fee (Rs) applicable as per Fee Regulating Authority (Entry Level)	FEE Based on CAP admission & Scholarships (Rs)			
			Open Category	EBC/OBC	SBC/ VJ-DT/ NT/ SC/ ST	TFWS
	2021-22	115000	115000	12959	12959	12959
	2022-23	115000	115000	15000	15000	15000
	2023-24	126500	126500	16500	16500	16500
	2024-25	140000	140000	18261	18261	18261



FEE STRUCTURE BASED ON ADMISSION ENTRY IN DIRECT SY
(Entry Level based on Diploma)



For Boys
ADMISSION to DIRECT SY
(Entry Level based on Diploma)

Admission to Direct SY (Entry through Diploma)	Admission Year (Entry Level)	Total Fee (Rs) applicable as per Fee Regulating Authority (Entry Level)	FEE Based on CAP admission & Scholarships (Rs)			
			Open Category	EBC/OBC	SBC/VJ-DT/ NT/ SC/ ST	TFWS
	2022-23	115000	115000	63980	12959	12959
	2023-24	115000	115000	65000	15000	15000
	2024-25	126500	126500	71500	16500	16500

For Girls
ADMISSION to DIRECT SY
(Entry Level based on Diploma)

Admission to Direct SY (Entry through Diploma)	Admission Year (Entry Level)	Total Fee (Rs) applicable as per Fee Regulating Authority (Entry Level)	FEE Based on CAP admission & Scholarships (Rs)			
			Open Category	EBC/OBC	SBC/VJ-DT/ NT/ SC/ ST	TFWS
	2022-23	115000	115000	12959	12959	12959
	2023-24	115000	115000	15000	15000	15000
	2024-25	126500	126500	16500	16500	16500

Online (UPI) Payment Procedure

1. To pay the online fees it is mandatory to have a personal Android Mobile either by the student or by the parent.
2. The Online) **UPI (Debit /Credit Card/ Payment Procedure** of the college will be as below
3. Enter <https://erp.rcpit.ac.in> then go to the fees section, enter your Registration / PRN No in the User Name section and enter the password.

Sign In

User Name
44165

Password

Captcha
5544

Login

[Forgot Password](#) [Virtual Keyboard](#)

Site Compatible with Google Chrome 70+, Firefox 65+, Microsoft Edge 89+

After entering the password successfully, follow the below mentioned steps to pay the fees.

STEP 1)

Click on the Academic Tab, then click on Student Related Menu

The screenshot shows the R.C. Patel Institute of Technology portal. The top navigation bar includes 'ACADEMIC' and 'EXAMINATION'. The 'ACADEMIC' dropdown menu is open, showing 'Student Related' as the selected option. The main dashboard displays various widgets: 'Attendance' (83.81%), 'Quick Access', 'Tasks', 'Active Notice/News', 'Old Notice/News', 'Today's Time Table', 'Class Time Table', 'Exam Time Table', and 'Placement Scheduled'. The 'Attendance' widget shows a table with columns for Subject, Lectures, and %. The 'Class Time Table' widget shows a table with columns for Time/Day, Monday, Tuesday, Wednesday, Thursday, Friday, and Saturday. The 'Exam Time Table' widget shows a table with columns for EXAMDATE, SLOTNAME, CCODE, COURSENAME, SEMESTERNAME, and REGULAR_BACKLOG. The 'Placement Scheduled' widget shows a table with columns for Company Name, Scheduled Date, Salary/Stipend, Eligibility, and Degree & Branch.

STEP 2)

As shown below click on the Online Payment Option then select the Admission Fee in the receipt type and select the Semester.

The screenshot shows the 'Online Payment' page in the R.C. Patel Institute of Technology portal. The page displays student details and payment information. The 'Student Name' is BHAMRE TEJAS DNYANESHWAR, 'Degree Name' is BACHELOR OF TECHNOLOGY, 'Branch / Programme' is COMPUTER ENGINEERING, 'Registration No./PRN No.' is 231101130, 'School/Institute Name' is R C Patel Institute of Technology, 'Mobile No.' is 9545286810, 'E-Mail ID' is bhamaretejas84@gmail.com, and 'Total Amount' is 42900.00. The 'Receipt Type' is set to 'Admission Fees' and the 'Semester' is set to 'Please Select'. A dropdown menu is open for the 'Semester' selection, showing options I, II, and III. The 'Payment Details' table shows the following data:

Receipt Type	Semester	Payable Fee / Applicable Fee	Paid	Balance
Admission Fees	1	126500.00	126500.00	0.00
Admission Fees	3	126500.00	42900.00	83600.00

The 'Previous Receipts Information' table shows the following data:

Print	Receipt Type	Receipt No	Date	Semester	Pay Type	Amount
	Admission Fees	C/TF/2023-2024/136	04/08/2023	I	D	71500.00
	Admission Fees	O/TF/2024-2025/872	15/07/2024	III	O	42900.00

STEP 3)

As shown below you can pay the fees in Installment (if allowed by the institute). Click on the pay now button to pay the fees.

Online Payment

Student Name : BHAMRE TEJAS DNYANESHWAR Degree Name : BACHELOR OF TECHNOLOGY Total Amount : 71500.00

Roll No : 123 Programme/Branch Name : COMPUTER ENGINEERING E-Mail ID : bhamaretejas84@gmail.com

School/Institute Name : R C Patel Institute of Technology Mobile No. : 9545286810 Total Installment : 2

Installment Fees Details

Search:

Sr.No.	Installment No.	Due Date	Installment Amount	Late Fine	Status	Pay	Print Receipt
1	1	28/06/2024	42900	0.00	Paid		
2	2	05/12/2024	20000	0.00	Not Paid	PAY NOW	
3	3	05/12/2024	8600	0.00	Not Paid		

Showing 1 to 3 of 3 entries

CANCEL

STEP 4)

After you click, the window will open (as shown below). PRN. No., Name, Year, Branch and due fees will be shown. Check the details and Click on the Pay button.

Online Fees Payment

PRN Number : 231101130

Student Name : BHAMRE TEJAS DNYANESHWAR

Branch : COMPUTER ENGINEERING

Year : 2

Semester : 3

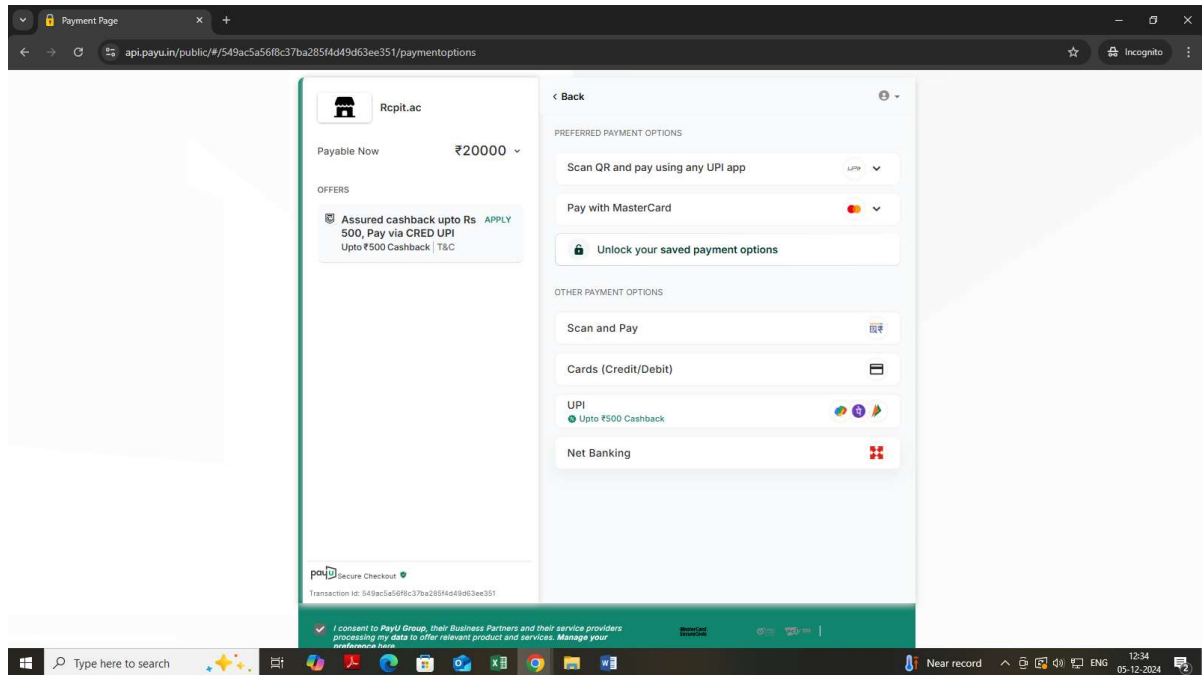
Amount : 20000

PAY **BACK**

Designed and Developed By: Mastersoft Group Nagpur Copyright © 2016. All rights reserved.

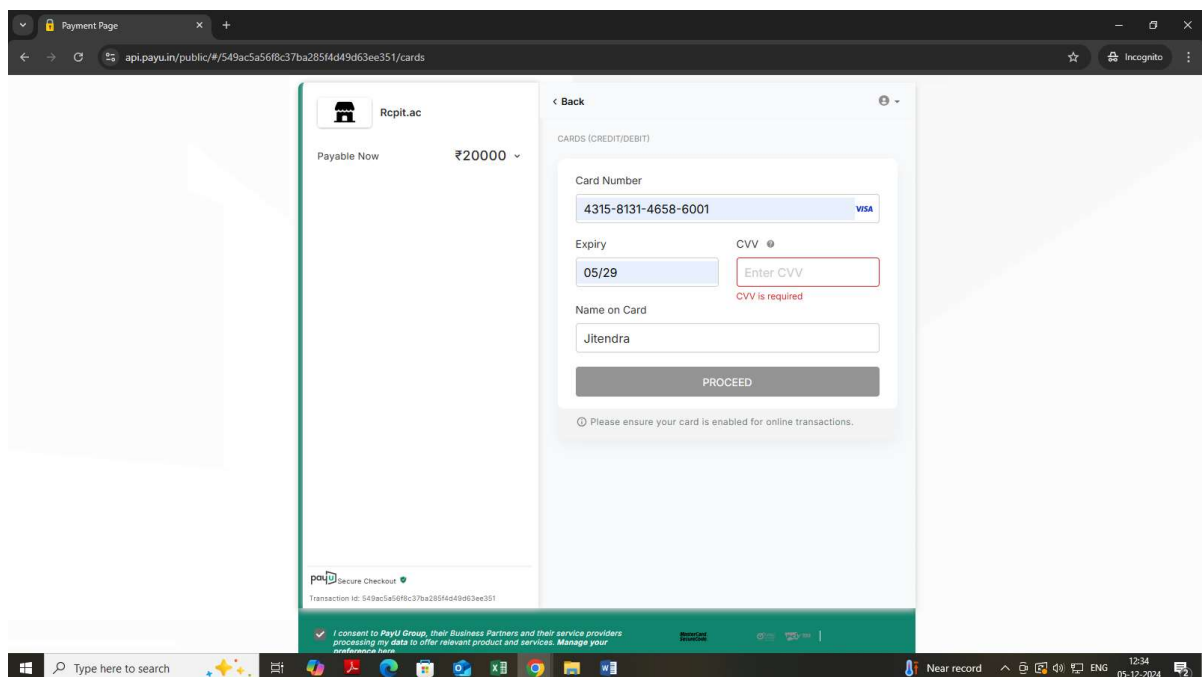
STEP 5)

After you click on the Pay button, the options for the payment method will be shown. Click on any of the methods (Card / UPI).



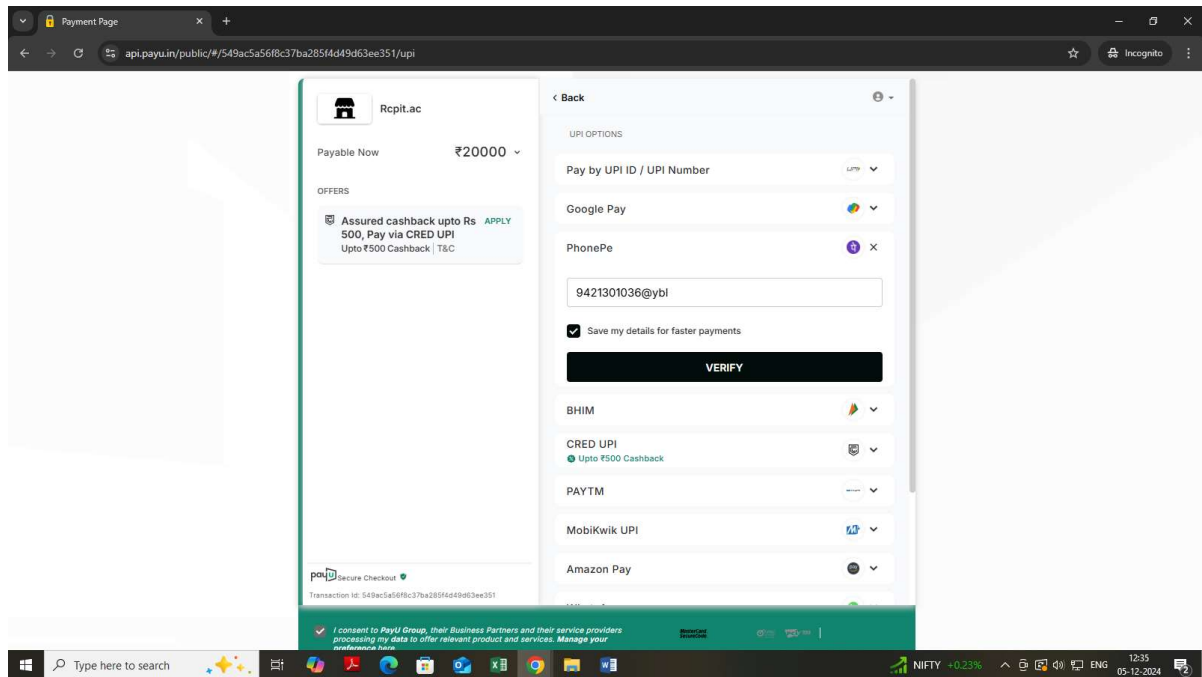
- **Method No:-1)**

Click on the card option if you want to make payment via credit or debit card. Enter the Card Number, Name of Card Holder, Expiry Date (MM / YY) and CVV Number. Click on pay option, you will receive the OTP. Enter the OTP and click on the pay button.

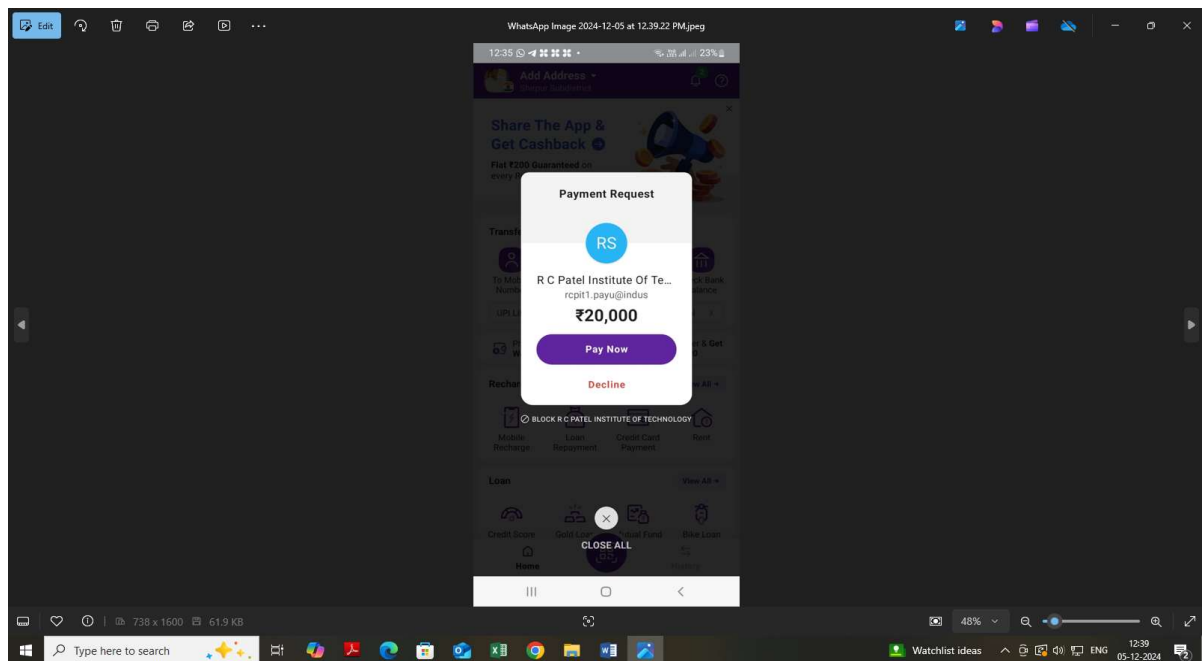


- **Method No:-2)**

To pay via UPI method you must have online payment Mobile Application such as Google pay, Phone Pay, Paytm, Whatsapp Pay, Amazon Pay, Bhim App etc. Select any of the options, enter UPI ID and verify it. After verification click on the proceed Button.



Open the selected online payment Mobile Application and pay the fees.



Confirm the Message of Successful Payment.

STEP 6)

Open the home page, click on the Acknowledgment Receipt in the Fee Receipt Option. Click on print button to get the Acknowledgment Receipt. Send the Generated Receipt to your LG / Class Teacher on Whatsapp.

The screenshot shows a web browser window with the URL `erp.rcpit.ac.in/ACADEMIC/ONLINEFEECOLLECTION/PayUOnlinePaymentResponse.aspx`. The page displays the SES logo and a confirmation message: "✓Payment Success Details". Below this, a table lists the following information:

PRN Number :	231101130
Student Name :	BHAMRE TEJAS DNYANESHWAR
Amount :	20000.00
Branch :	COMPUTER ENGINEERING
Semester :	3
Order Id :	541945512-5169
Transaction Id :	21760714836
Transaction Date :	05-12-2024 12:36:48

At the bottom of the table are two buttons: "RECEIPT" and "BACK". Below the buttons, it says "Designed and Developed By: Mastersoft Group Nagpur Copyright © 2016. All rights reserved."

As per the step 6, you can get the Detail Receipt after 2 hrs. of the payment made.

The screenshot shows a web browser window displaying the "Online Payment Receipt" page. The page header includes the SES logo and the name of the institution: "R. C. PATEL INSTITUTE OF TECHNOLOGY, SHIRPUR". Below this, the receipt details are as follows:

Online Payment Receipt

Receipt No. :	OITP/2024-2025/2918	Date :	05/Dec/2024
Student ID / :	231101130	Semester/ Year :	III / Second Year
Registration No		Payment Type :	OBC
Student Name :	BHAMRE TEJAS DNYANESHWAR	Branch :	COMPUTER ENGINEERING
Degree :	BACHELOR OF TECHNOLOGY		

Receipt Type : Admission Fees

Sr. No.	Payment Details	Amount
1	Tuition Fee Paid By Stud	20000.00

Net Total Amount : 20000.00

In words : Rs. Twenty Thousand only Transaction ID : 21760714836

Note: This is computer generated print and does not require signature.

For any queries and issues in Online Fees Payment contact to Fee Section. Mr. Hemraj Baviskar: 9822776311 and Mr. Swapnil Rajput: 9421301036.