



**R. C. PATEL
INSTITUTE OF TECHNOLOGY**

An Autonomous Institute

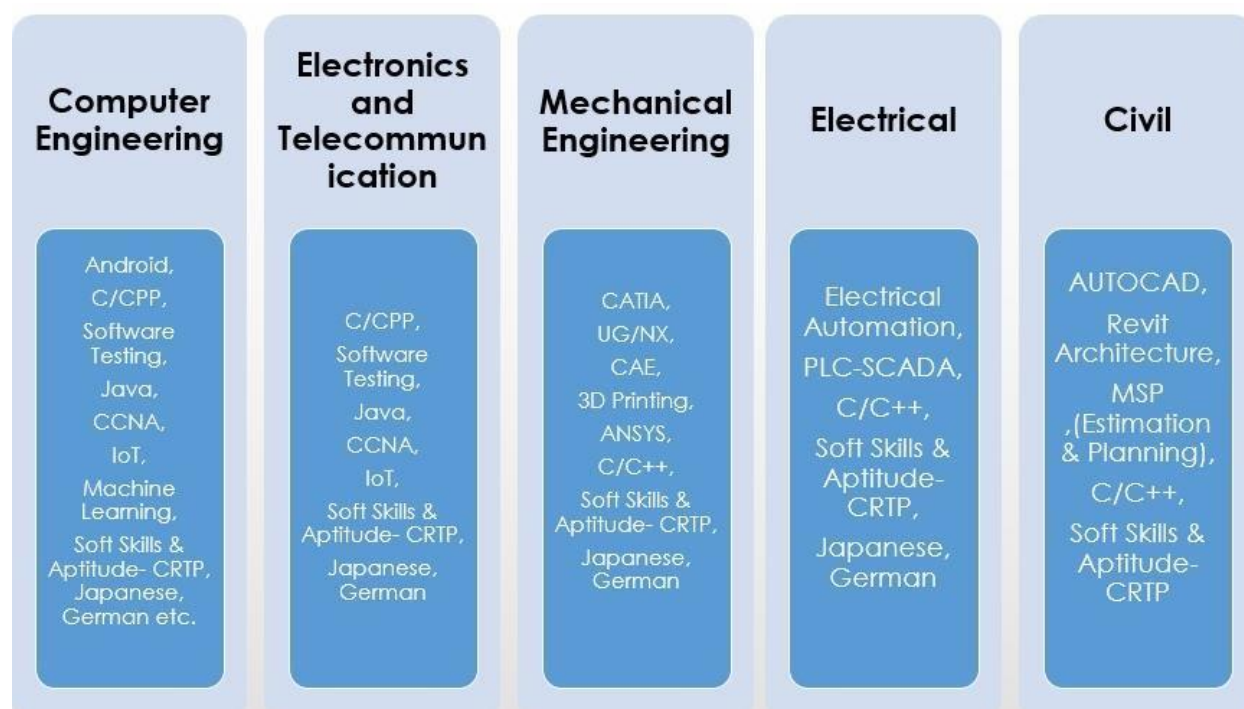
**R.C.PATEL INSTITUTE OF TECHNOLOGY,
SHIRPUR
(An Autonomous Institute)**

Summarized Record of Training & Placement



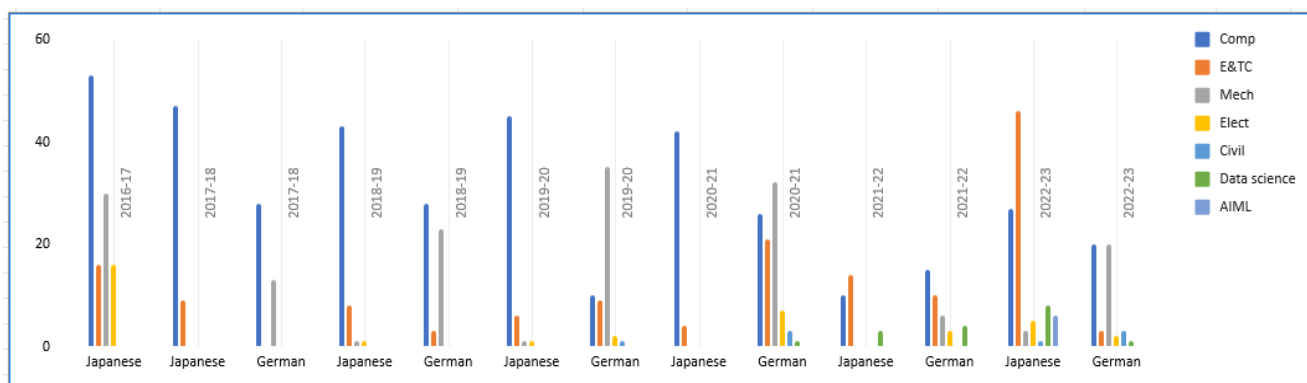
1) Add on Courses (Total number of Add on Courses Conducted)

Training and Add-on Courses						
Year	Computer	E&TC	Mechanical	Electrical	Civil	Institute
2014-15	5	2	2	1	1	7
2015-16	6	5	5	3	2	11
2016-17	7	5	5	4	3	15
2017-18	6	3	4	1	3	10
2018-19	13	2	2	2	1	15
2019-20	5	2	2	3	1	6
2020-21	12	12	12	12	12	12
2021-22	9	6	8	6	5	3
2022-23	11	5	7	6	6	4



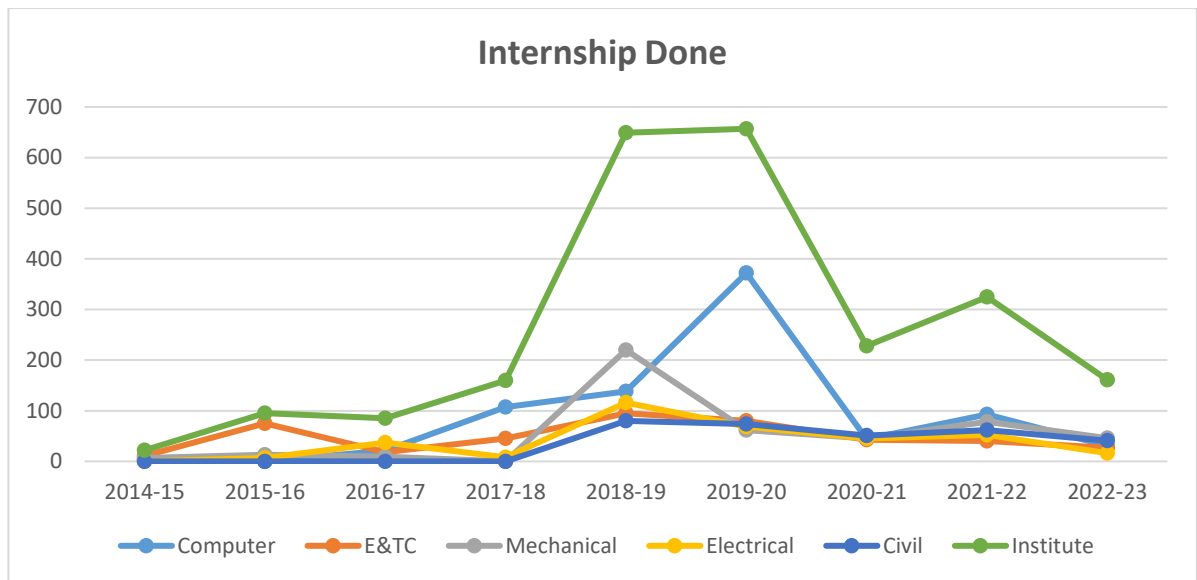
2) Foreign Language Course

Year	Language	Comp	E&TC	Mech	Elect	Civil	Data science	AIML	Institute
2016-17	Japanese	53	16	30	16	0	0	0	115
2017-18	Japanese	47	9	0	0	0	0	0	56
2017-18	German	28	0	13	0	0	0	0	41
2018-19	Japanese	43	8	1	1	0	0	0	53
2018-19	German	28	3	23	0	0	0	0	54
2019-20	Japanese	45	6	1	1	0	0	0	53
2019-20	German	10	9	35	2	1	0	0	57
2020-21	Japanese	42	4	0	0	0	0	0	46
2020-21	German	26	21	32	7	3	1	0	90
2021-22	Japanese	10	14	0	0	0	3	0	27
2021-22	German	15	10	6	3	0	4	0	38
2022-23	Japanese	27	46	3	5	1	8	6	96
2022-23	German	20	3	20	2	3	1	0	49



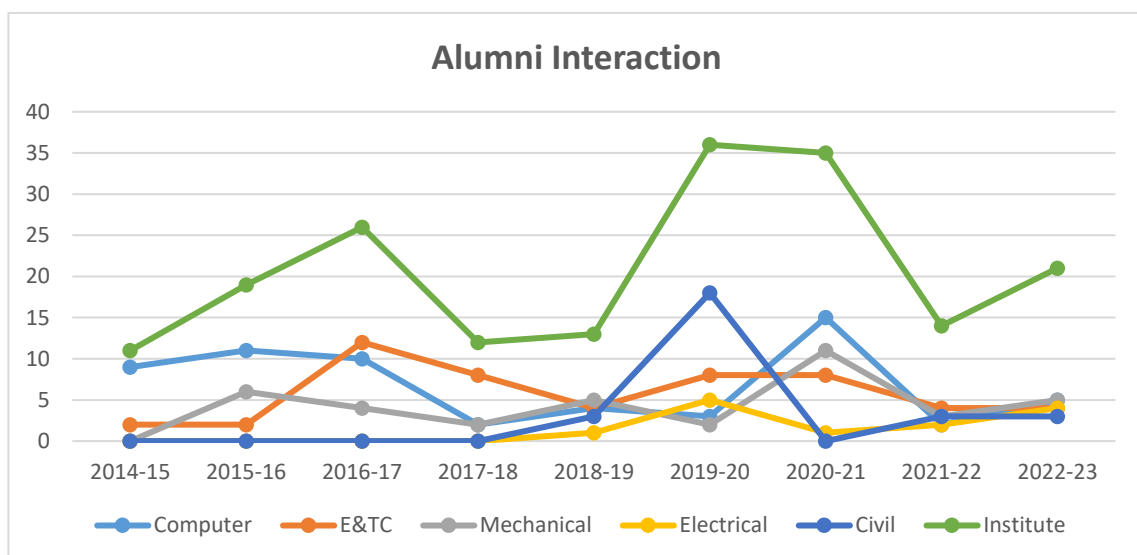
3) Internship

Internship Done (Total Number of Students)						
Year	Computer	E&TC	Mechanical	Electrical	Civil	Institute
2014-15	4	11	7	0	0	22
2015-16	0	75	13	7	0	95
2016-17	21	18	9	37	0	85
2017-18	107	45	0	8	0	160
2018-19	138	95	220	116	80	649
2019-20	372	80	62	69	74	657
2020-21	44	43	45	45	51	228
2021-22	93	40	78	52	62	325
2022-23	31	27	46	16	41	161



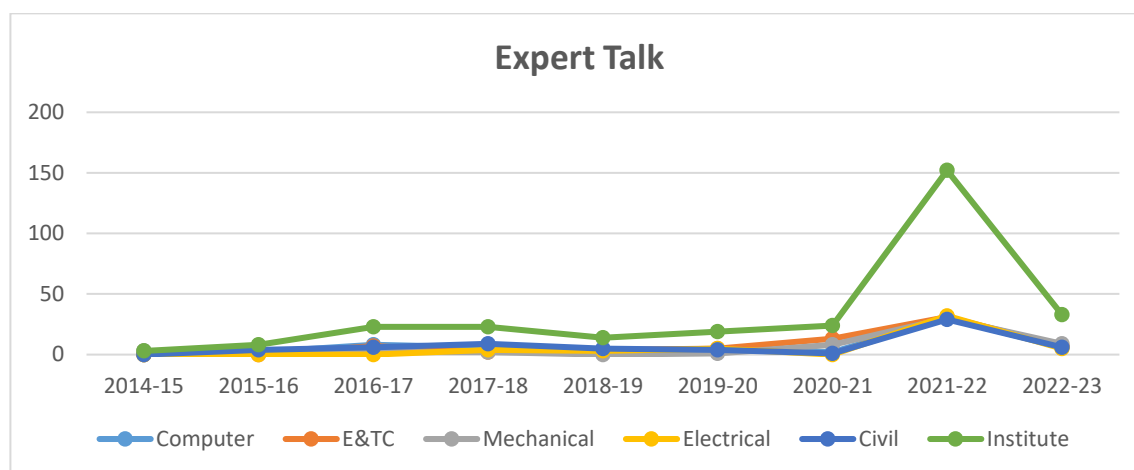
4) Alumni Interaction

Alumni Interaction (Total Number of Alumni Interaction Done)						
Year	Computer	E&TC	Mechanical	Electrical	Civil	Institute
2014-15	9	2	0	0	0	11
2015-16	11	2	6	0	0	19
2016-17	10	12	4	0	0	26
2017-18	2	8	2	0	0	12
2018-19	4	4	5	1	3	13
2019-20	3	8	2	5	18	36
2020-21	15	8	11	1	0	35
2021-22	2	4	3	2	3	14
2022-23	5	4	5	4	3	21



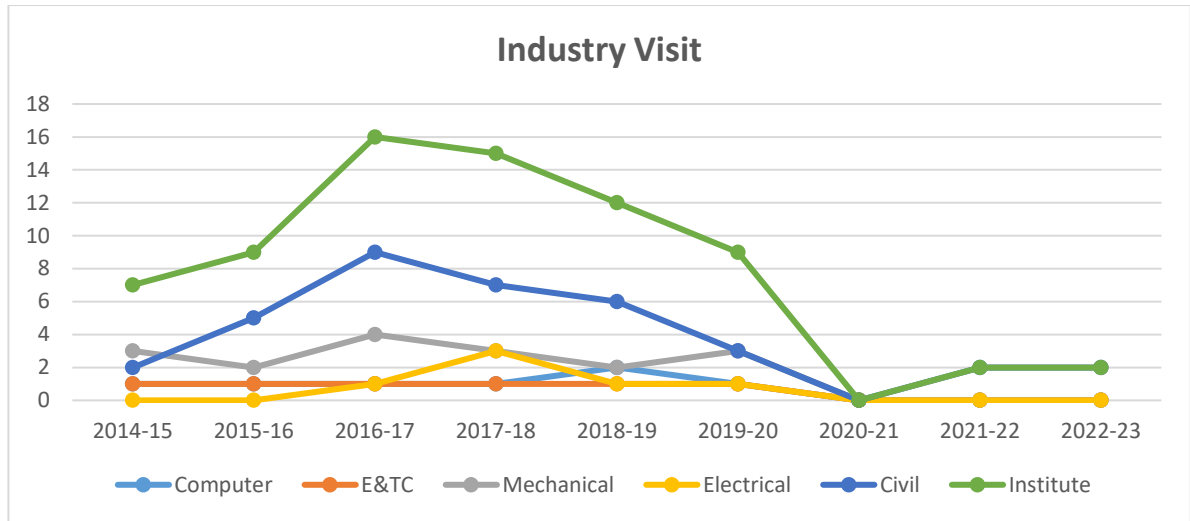
5) Expert Talk

Expert Talk (Total Number of Expert Talk)						
Year	Computer	E&TC	Mechanical	Electrical	Civil	Institute
2014-15	0	0	3	0	0	3
2015-16	2	0	2	0	4	8
2016-17	8	7	2	0	6	23
2017-18	6	2	2	4	9	23
2018-19	2	4	0	3	5	14
2019-20	4	5	1	5	4	19
2020-21	2	13	8	0	1	24
2021-22	30	31	30	32	29	152
2022-23	6	7	9	5	6	33



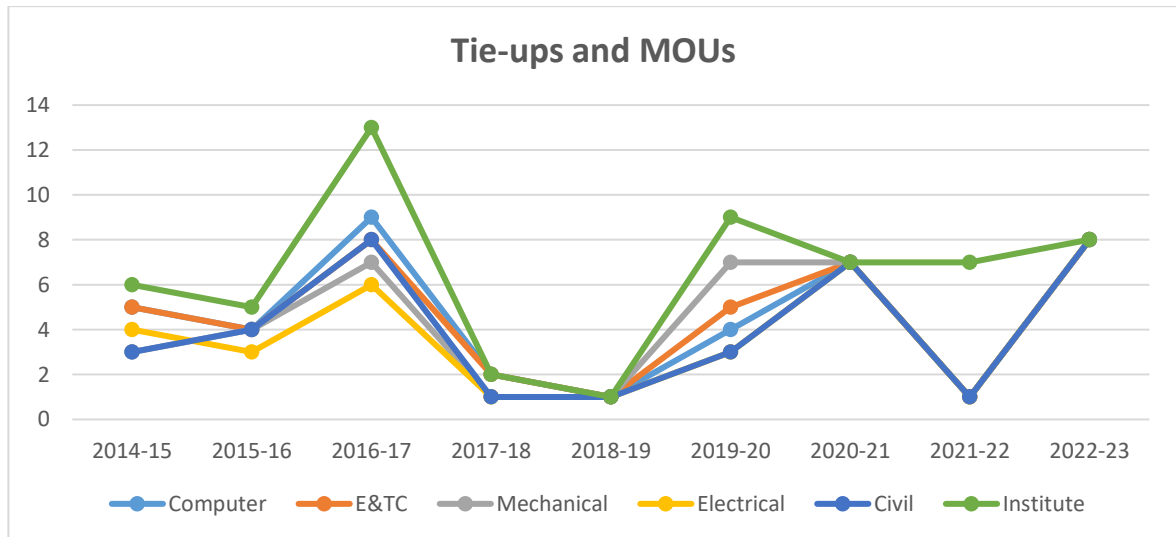
6) Industry Visits

Industry Visit (Total Number of Industry Visit)						
Year	Computer	E&TC	Mechanical	Electrical	Civil	Institute
2014-15	1	1	3	0	2	7
2015-16	1	1	2	0	5	9
2016-17	1	1	4	1	9	16
2017-18	1	1	3	3	7	15
2018-19	2	1	2	1	6	12
2019-20	1	1	3	1	3	9
2020-21	0	0	0	0	0	0
2021-22	0	0	0	0	2	2
2022-23	0	0	0	0	2	2



7) Tie-ups & MOU

Tie-ups and MOUs						
Year	Computer	E&TC	Mechanical	Electrical	Civil	Institute
2014-15	5	5	3	4	3	6
2015-16	4	4	4	3	4	5
2016-17	9	8	7	6	8	13
2017-18	2	2	1	1	1	2
2018-19	1	1	1	1	1	1
2019-20	4	5	7	3	3	9
2020-21	7	7	7	7	7	7
2021-22	1	1	1	1	1	7
2022-23	8	8	8	8	8	8

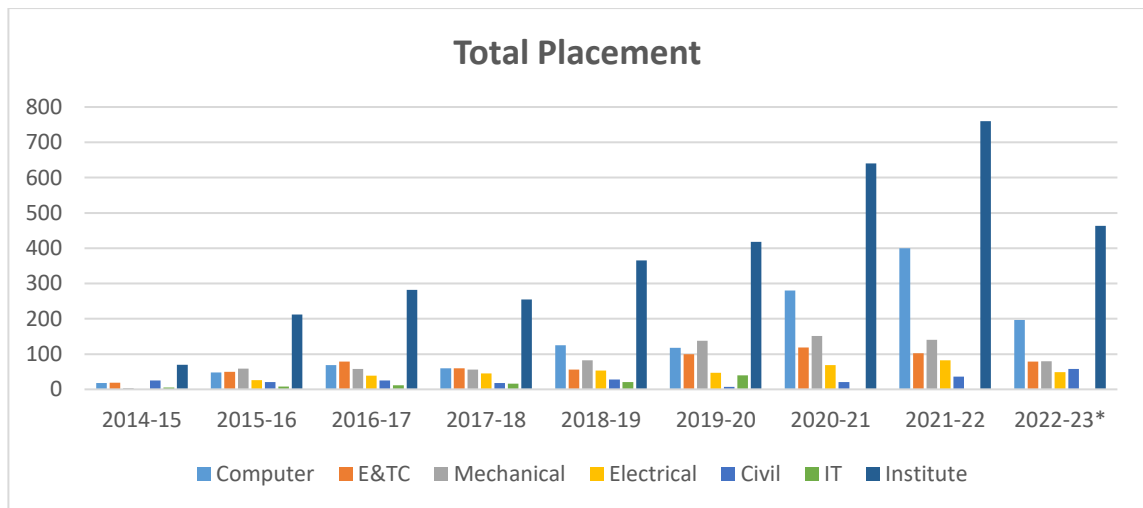


8) Industry Association and MoU's

Sr. No.	Name of Industry	Type of Association	Status
1	Tata Consultancy Services	Placement and Academic Interface	ACTIVE
2	Persistent, Pune	Placement and Academic Interface	ACTIVE
3	KPIT	Academic Interface and Placement	ACTIVE
4	Tech Mahindra	Placement and Academic Interface	ACTIVE
5	Capgemini	Placement	ACTIVE
6	Clover Infotech	Placement and Academic Interface	ACTIVE
7	Barclays - GTT	Training and Skills Enhancement	ACTIVE
8	Atos Syntel - GTT	Training and Skills Enhancement	ACTIVE
9	DELL-BrainGroom	Training and Skills Enhancement	ACTIVE
10	IBM - Skills Build	Training and Skills Enhancement	ACTIVE
11	Zensar ESD - RPG Foundation	Skill Enhancement	ACTIVE
12	EvlovingX	Training and Skills Enhancement	ACTIVE
13	CvDragon	Online Resume building and career guidance	ACTIVE
14	Data serve InfoTech Pvt Ltd, Pune	Placement and Academic Interface	ACTIVE
15	Shalaka Pvt Ltd	Academic Interface	ACTIVE
16	Konark Global Pvt Ltd	Placement and Academic Interface	ACTIVE
17	MCB Core InfoTech Pvt Ltd	Academic Interface	ACTIVE
18	Avadhoot Heat Pvt Ltd.	Placement and Academic Interface	ACTIVE
19	Association of Friends of Japan	Academic Interface and Training	ACTIVE
20	Raj Hans Fabrications India Pvt Ltd	Academic Interface	ACTIVE
21	Yatin Industry Pvt Ltd	Academic Interface	ACTIVE
22	Gnosis Plus LLP	Training and Skills Enhancement	ACTIVE
23	Internshala	Internship Support	ACTIVE
24	InternTheroy	Internship Support	ACTIVE
25	TCS DISQ	Internship and Incubation support	ACTIVE
26	Forbes Marshall	Training and Skills Enhancement	ACTIVE
27	RCPIT Alumni Association	Alumni Talks, Mentorship, Placement support	ACTIVE

9) Placement

Total Placement (still continuing)							
Year	Computer	E&TC	Mechanical	Electrical	Civil	IT	Institute
2014-15	18	19	3	NA	25	5	70
2015-16	48	50	59	26	21	8	212
2016-17	69	79	58	39	25	12	282
2017-18	60	60	56	45	18	16	255
2018-19	125	56	82	53	28	21	365
2019-20	118	100	138	47	7	40	418
2020-21	280	119	151	69	21	NA	640
2021-22	400	102	140	82	36	NA	760
2022-23*	197	79	80	49	58	NA	463



10) Contest Based Hiring

Content Based Hiring (Total Number of Students Benefited)						
Year	Computer	E&TC	Mechanical	Electrical	Civil	Institute
2014-15	0	0	1	0	0	1
2015-16	0	1	3	1	0	5
2016-17	1	1	6	2	0	10
2017-18	1	1	6	1	0	9
2018-19	2	1	9	1	0	13
2019-20	2	4	8	1	0	15
2020-21	8	0	2	0	0	10
2021-22	1	0	0	0	0	1
2022-23*	14	0	1	0	0	15

